

## PRODUCT ADVANTAGES



- ▶ **60-90 minute full-vision, temperature rise doors with SuperLite II-XL and SuperLite II-XL IGU clear fire resistive glazing.**
- ▶ Easily integrates with GPX Architectural Series wall system for a complete 1-2 hour fire resistive wall & door assembly.
- ▶ Standard door profile includes 6 in. rail and 2 in. frame. Narrow door profile includes 3-3/4 in. rail and 1-1/8 in. frame. Both include 10 in. ADA compliant bottom rail (can be modified with AHJ approval).
- ▶ Can be used in interior and exterior applications.
- ▶ Available with high performance fluoropolymer finishes by PPG, or other custom finishes including stainless steel or aluminum clad.
- ▶ Listed and labeled by UL and/or Intertek.
- ▶ Made in the USA with fast lead times and competitive pricing.
- ▶ 5 year manufacturer's warranty.

### 60-90 Minute Doors:

Max. Door Opening (Single Door)	Max. Door Opening (Pair Door)
54 in. x 120 in. (1.37 m x 3.05 m)*	108 in. x 120 in. (2.74 m x 3.05 m)*

\*For max door sizes, continuous hinges will be required.

## UL AND INTERTEK TESTED AND CERTIFIED




Listed and labeled by Intertek and Underwriters Laboratories, nationally recognized testing laboratories approved by OSHA.

## TEMPERATURE RISE DOORS

**Contains smoke and flames.**

**Limits temperature rise to 450° F when glazed with SuperLite II-XL**



## SPECIFICATIONS

**Standard Profile:** 6 in. rail and 2 in. frame

**Narrow Profile:** 3-3/4 in. rail and 1-1/8 in frame

**Bottom Rail:** 10 in. (bottom rail can be modified with AHJ approval)

**Door Depth:** 4-5 in.

**Finish:** High performance fluoropolymer finishes by PPG, or other custom finishes including stainless steel or aluminum clad.

## APPROVALS

UL 9, UL 10B, UL 10C, NFPA 80, NFPA 252, NFPA 257, ASTM E152, ASTM E163, ASTM E2074, ASTM E2010-01, ULC CAN4-S104, ULC CAN4-S106, CPSC16 CFR1201 Cat. II., ANSI Z97.1

### 3-Part Specifications:

Available at

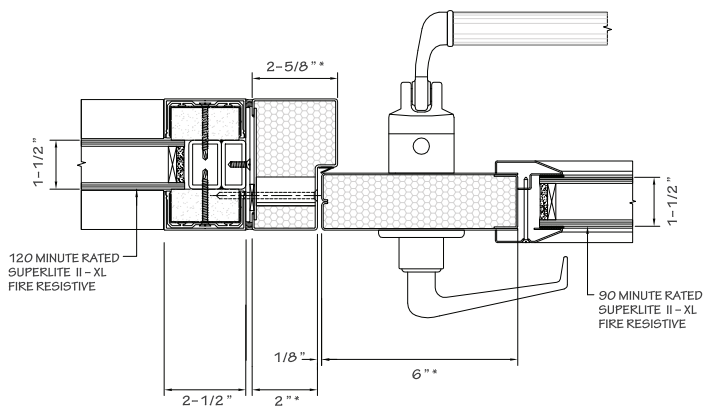
[www.safti.com/specifications](http://www.safti.com/specifications)



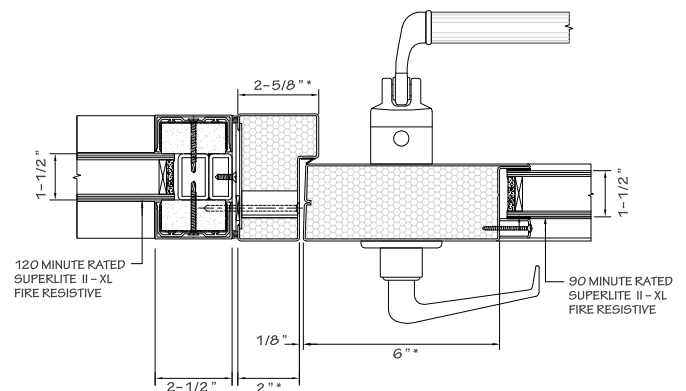
**Made in the USA**

### TYPICAL DETAILS *More details available at [www.safti.com/details](http://www.safti.com/details)*

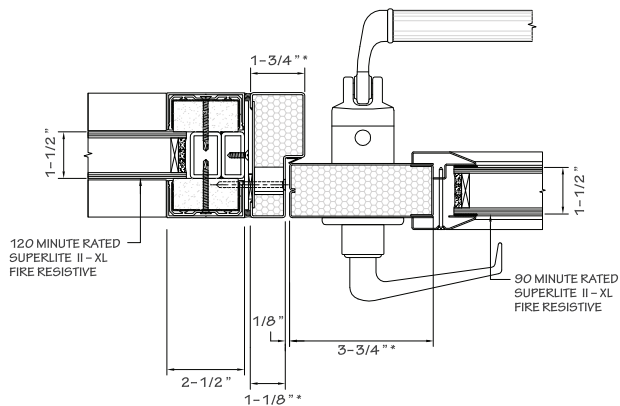
SuperLite II-XL 90 in GPX Builders Series Door and SuperLite II-XL 120 in GPX Architectural Series Wall



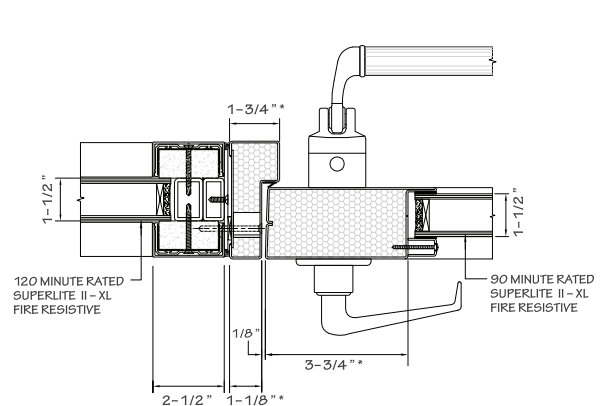
Shown in standard profile with vision kit



Shown in standard profile with glazed-in stop



Shown in narrow profile with vision kit



Shown in narrow profile with glazed-in stop

\*Varies by hardware  
Details not to scale

The information provided herein is for general reference only and is subject to change without notice. Please visit [www.safti.com](http://www.safti.com) for the most up to date information.

© SAFTI FIRST December 2018