

PRODUCT ADVANTAGES



- ▶ **20-45 minute fire protective openings and doors tested to NFPA 252/ NFPA 257/ UL 10C.**
- ▶ Standard door profile includes 5 in. rail and 2 in. frame. Narrow door profile includes 3-3/4 in. rail and 1-1/8 in. frame. Both include 10 in. ADA compliant bottom rail (can be modified with AHJ approval).
- ▶ Can be used in interior and exterior applications.
- ▶ Available with high performance fluoropolymer finishes by PPG, or other custom finishes including stainless steel.
- ▶ Listed and labeled by UL and/or Intertek.
- ▶ Made in the USA with fast lead times and competitive pricing.
- ▶ 5 year manufacturer's warranty.

20-45 Minute Openings:

Glazing	Max. CV Area	Max. CV Width	Max. CV Height
SuperLite I SuperLite I-XL SuperLite I-XL IGU	5,760 in. ² (3.72 m ²)	96 in. (2.44 m)	96 in. (2.44 m)
SuperLite II-XL 45	4,952 sq.in. (3.19 m ²)	124 in. (3.15 m)	124 in. (3.15 m)
SuperLite I-W	4,608 sq.in. (2.97 m ²)	100 in. (2.54 m)	100 in. (2.54 m)
PYRAN Platinum PYRAN Platinum F	3,323 sq.in. (2.14 m ²)	77-3/4 in. (1.97 m)	77-3/4 in. (1.97 m)
PYRAN Platinum L	3,323 sq.in. (2.14 m ²)	75 in. (1.91 m)	75 in. (1.91 m)

SuperLite I-XL and SuperLite I-XL IGU may require AHJ approval for applications over 20 minutes as it tested without hose stream. PYRAN Platinum is limited to transoms or openings that are not required to meet CPSC impact safety standards. PYRAN Platinum, Platinum F and Platinum L have a maximum sheet size of approx. 43 in. x 77 in.

20-45 Minute Doors:

Max. Door Opening (Single Door)	Max. Door Opening (Pair Door)
54 in. x 120 in. (1.37 m x 3.05 m)*	108 in. x 120 in. (2.74 m x 3.05 m)*

*For max door sizes, continuous hinges will be required.


UL AND INTERTEK TESTED AND CERTIFIED



Listed and labeled by Intertek and Underwriters Laboratories, nationally recognized testing laboratories approved by OSHA.

FIRE PROTECTIVE OPENINGS & DOORS

**Contains smoke and flames.
Does not block radiant heat.**



For fire resistive glazing that blocks radiant heat see SuperLite II-XL.

SPECIFICATIONS

Standard Profile: 5 in. rail and 2 in. frame

Narrow Profile: 3-3/4 in. rail and 1-1/8 in. frame

Bottom Rail: 10 in. (bottom rail can be modified with AHJ approval)

Door Depth: 4-5 in.

Finish Options: High performance fluoropolymer finishes by PPG, or other custom finishes including stainless steel

APPROVALS

UL 9, UL 10B, UL 10C, NFPA 80, NFPA 252, NFPA 257, ASTM E152, ASTM E163, ASTM E2074, ASTM E2010-01, ULC CAN4-S104, ULC CAN4-S106, CPSC 16 CFR 1201 Cat. II., ANSI Z97.1

3-Part Specifications:

Available at

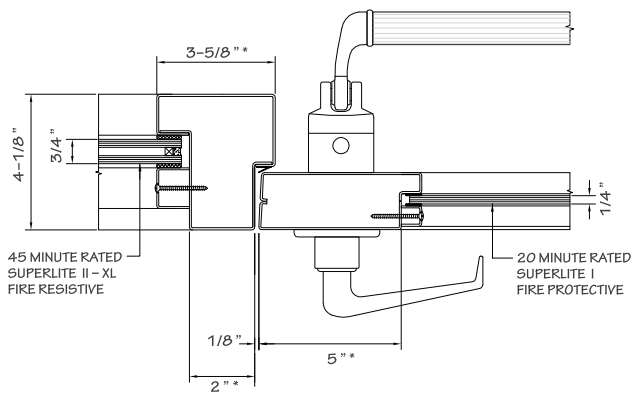
www.safti.com/specifications



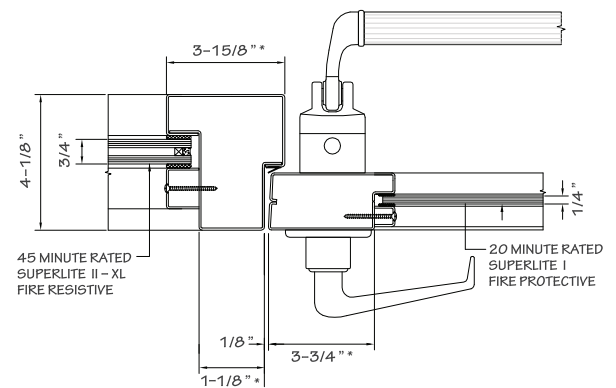
Made in the USA

TYPICAL DETAILS *More details available at www.safti.com/details*

SuperLite II-XL 45 in GPX Builders Series Sidelite and SuperLite I in GPX Builders Series Door

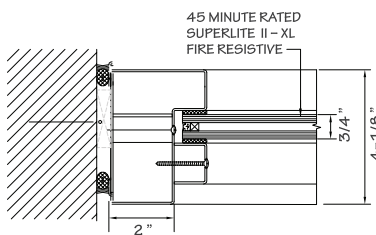


Shown in standard profile

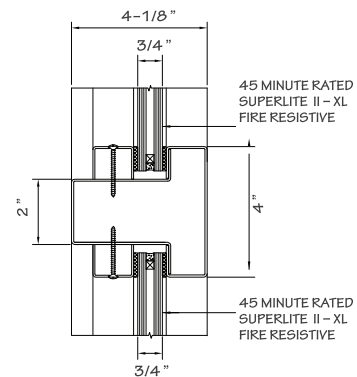


Shown in narrow profile

SuperLite II-XL 45 in GPX Builders Series Openings



Jamb Detail



Horizontal Mullion

* Varies by hardware
Details not to scale

The information provided herein is for general reference only and is subject to change without notice. Please visit www.safti.com for the most up to date information. © SAFTI FIRST February 2018