

PRODUCT ADVANTAGES



FIRE RATED



GREEN



THERMAL SHOCK



POSITIVE PRESSURE



TEMP. RISE. DOORS

- ▶ **60-90 minute full-vision, temperature rise doors with SuperLite II-XL and SuperLite II-XL IGU clear fire resistive glazing.**
- ▶ Easily integrates with GPX Architectural Series wall system for a complete 1-2 hour fire resistive wall & door assembly.
- ▶ Standard door profile includes 6 in. rail and 2 in. frame. Narrow door profile includes 3-3/4 in. rail and 1-1/8 in. frame. Both include 10 in. ADA compliant bottom rail (can be modified with AHJ approval).
- ▶ Can be used in interior and exterior applications.
- ▶ Available with high performance fluoropolymer finishes by PPG, or other custom finishes including stainless steel.
- ▶ Listed and labeled by UL and/or Intertek.
- ▶ Made in the USA with fast lead times and competitive pricing.
- ▶ 5 year manufacturer's warranty.

60-90 Minute Doors:

Max. Door Opening (Single Door)	Max. Door Opening (Pair Door)
54 in. x 120 in. (1.37 m x 3.05 m)*	108 in. x 120 in. (2.74 m x 3.05 m)*

*For max door sizes, continuous hinges will be required.

UL AND INTERTEK TESTED AND CERTIFIED




Listed and labeled by Intertek and Underwriters Laboratories, nationally recognized testing laboratories approved by OSHA.

TEMPERATURE RISE DOORS

Contains smoke and flames.

Limits temperature rise to 450° F when glazed with SuperLite II-XL



SPECIFICATIONS

Standard Profile: 6 in. rail and 2 in. frame

Narrow Profile: 3-3/4 in. rail and 1-1/8 in frame

Bottom Rail: 10 in. (bottom rail can be modified with AHJ approval)

Door Depth: 4-5 in.

Finish: High performance fluoropolymer finishes by PPG, or other custom finishes including stainless steel

APPROVALS

UL 9, UL 10B, UL 10C, NFPA 80, NFPA 252, NFPA 257, ASTM E152, ASTM E163, ASTM E2074, ASTM E2010-01, ULC CAN4-S104, ULC CAN4-S106, CPSC 16 CFR 1201 Cat. II., ANSI Z97.1

3-Part Specifications:

Available at

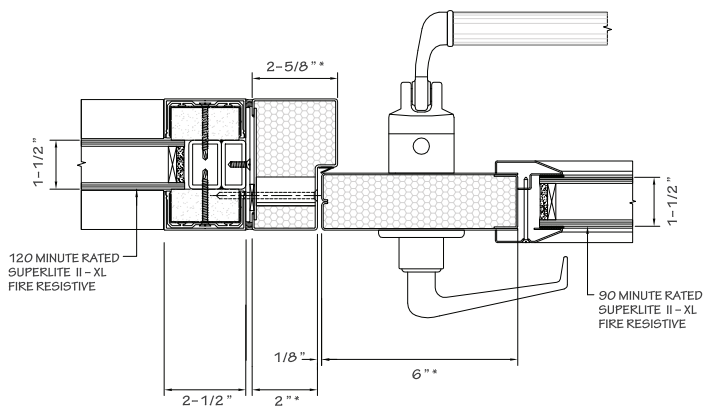
www.safti.com/specifications



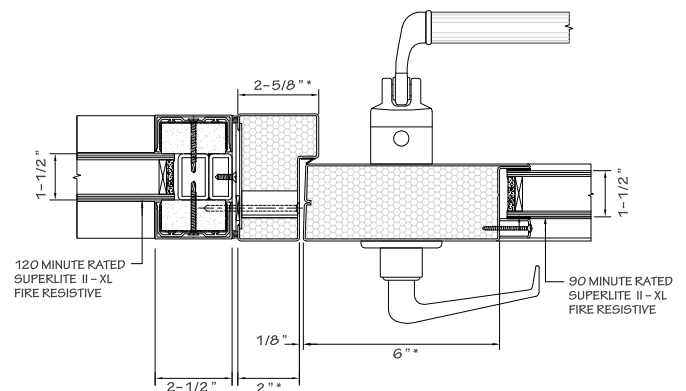
Made in the USA

TYPICAL DETAILS *More details available at www.safti.com/details*

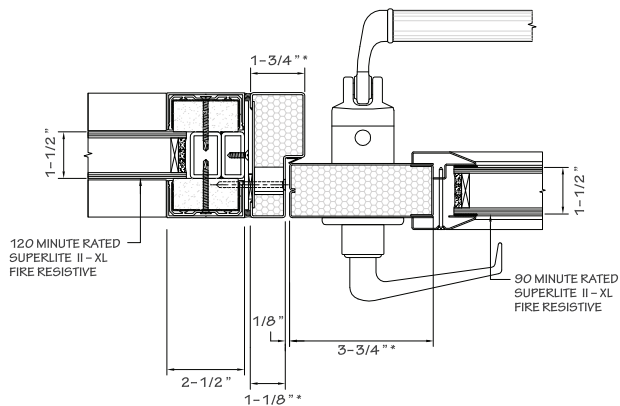
SuperLite II-XL 90 in GPX Builders Series Door and SuperLite II-XL 120 in GPX Architectural Series Wall



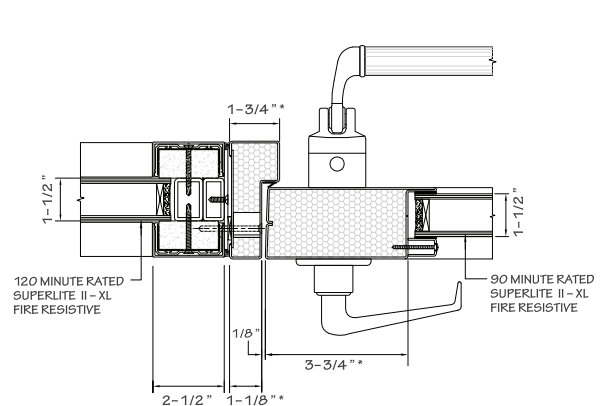
Shown in standard profile with vision kit



Shown in standard profile with glazed-in stop



Shown in narrow profile with vision kit



Shown in narrow profile with glazed-in stop

* Varies by hardware
Details not to scale

The information provided herein is for general reference only and is subject to change without notice. Please visit www.safti.com for the most up to date information.

© SAFTI FIRST February 2018