

SPECIFICATIONS



Material: 20 gauge steel.

Construction: 2" trim, mitered and welded.
Continuous glass retainer, mounting holes in the bevel on non-corridor side.

Fasteners: #8 x 32 – 1-1/2" flat head philips.

Finishes: Primed for field paint or Corafion finishes by PPG. Custom finishes available upon request (check with SAFTI FIRST[®]).

Glass: Can be used with SuperLite[®] I, SuperClear[®] 45-HS, SuperClear[®] 45-HS-LI, SuperLite[®] X-45/60/90, SuperLite[®] II-XL 45, SuperLite[®] II-XL 60 and SuperLite[®] II-XL 90.

Please include door cut out size when requesting a quote or placing your order.

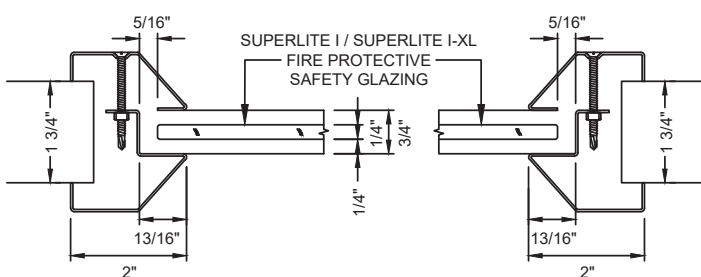
UL TESTED AND CERTIFIED



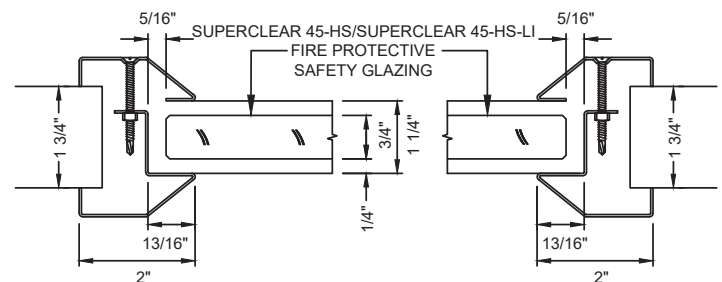
GPX[®] Vision Kit is listed and labeled by Underwriters Laboratories, a nationally recognized testing laboratory approved by OSHA.



TYPICAL DETAILS



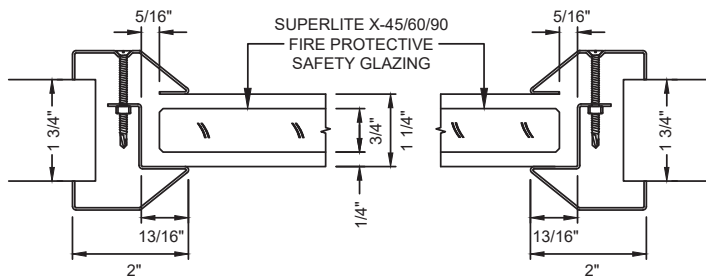
SUPERLITE I OR SUPERLITE I-XL



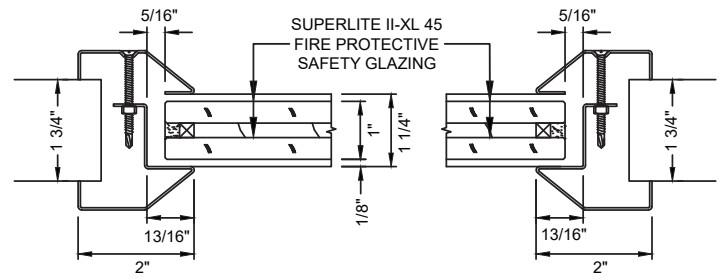
SUPERCLEAR 45-HS OR SUPERCLEAR 45-HS-LI

Details not to scale.

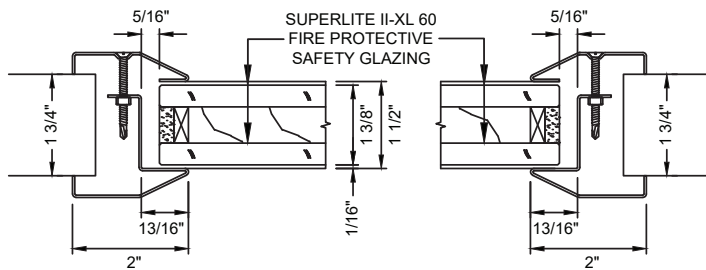
TYPICAL DETAILS



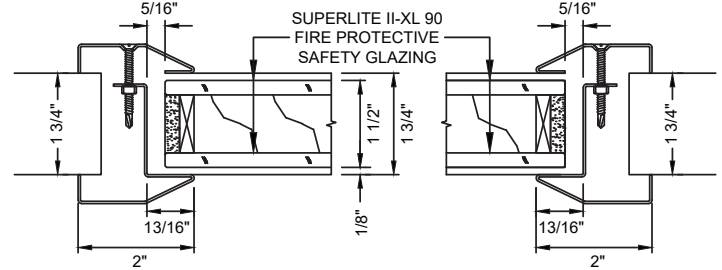
SUPERLITE X-45/60/90



SUPERLITE II-XL 45



SUPERLITE II-XL 60



SUPERLITE II-XL 90

Details not to scale.

The information provided herein is for general reference only and is subject to change without notice. Please visit www.safti.com for the most updated information.

© SAFTI FIRST[®] September 2021