

## SPECIFICATIONS



**Material:** 20 gauge steel.

**Construction:** 2" trim, mitered and welded.  
Continuous glass retainer, mounting holes in the bevel on non-corridor side.

**Fasteners:** #8 x 32 – 1-1/2" flat head philips.

**Finishes:** Primed for field paint or Corafion finishes by PPG. Custom finishes available upon request (check with SAFTI FIRST<sup>®</sup>).

**Glass:** Can be used with SuperLite<sup>®</sup> I, SuperClear<sup>®</sup> 45-HS, SuperClear<sup>®</sup> 45-HS-LI, SuperLite<sup>®</sup> X-45/60/90, SuperLite<sup>®</sup> II-XL 45, SuperLite<sup>®</sup> II-XL 60 and SuperLite<sup>®</sup> II-XL 90.

*Please include door cut out size when requesting a quote or placing your order.*

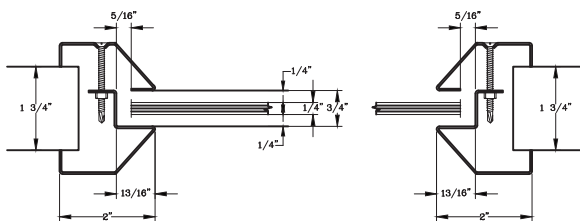
## UL TESTED AND CERTIFIED



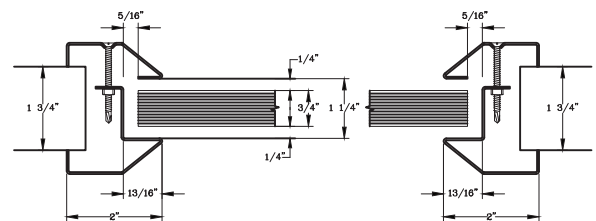
GPX<sup>®</sup> Vision Kit is listed and labeled by Underwriters Laboratories, a nationally recognized testing laboratory approved by OSHA.



## TYPICAL DETAILS

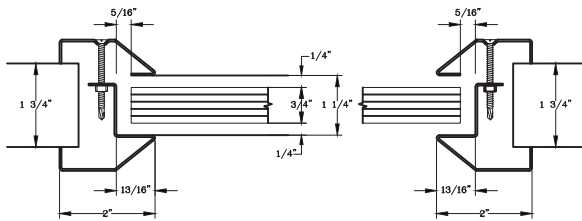


SUPERLITE I OR SUPERLITE I-XL

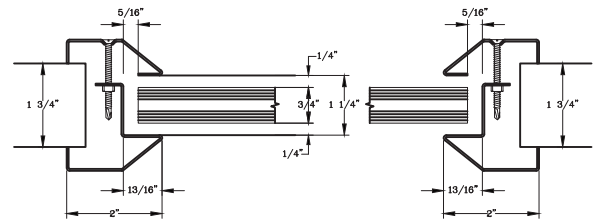


SUPERCLEAR 45-HS OR SUPERCLEAR 45-HS-LI

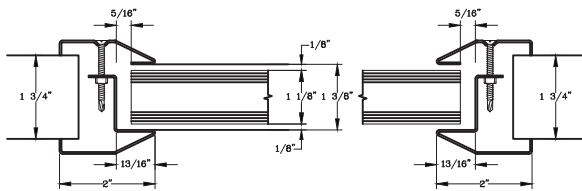
### TYPICAL DETAILS



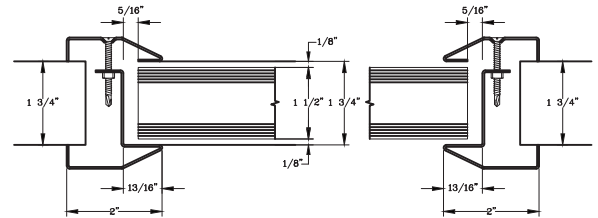
SUPERLITE X-45/60/90



SUPERLITE II-XL 45



SUPERLITE II-XL 60



SUPERLITE II-XL 90